




District Health Assessment for Multiple District 305 through June 2025

		Clubs							Membership							Member Strength		Cancellation		Reports			Finance	Leadership			
District Name	Status/ Number of Months in Status *	Active Clubs	Clubs in Status Quo	Total Clubs	% Status Quo Clubs in Financial Suspension	New Clubs	Cancelled Clubs	YTD Net Club Gain/Loss	Current Members In Active Clubs	Current Members In Status Quo Clubs	Current Total Members Count	YTD Add	YTD Drop	YTD NetGrowth (includes Active and Status Quo)	YTD NetGrowth% (includes Active and Status Quo)	Member Count 12 Months Ago	Average Member Count Per Club	% of Clubs with less than 20 members	Average Cancelled Club Age	Members Lost Due to Cancelled Clubs	% of Clubs Reporting Service	% No MMR in 3 Months	% No Officer Report in 12 months	% of Clubs with balance 90+ days	Number of Zone Chairs Recorded	Number of Region Chairs Recorded	District Officers Vacancies **
305 N1		114	2	116	100%	10	5	5	2334	25	2359	879	679	200	9.26%	2,171	20	52%	5	92	98%	28%	3%	10%	15	0	
305 N2		111	0	111	0%	3	12	-9	1599	0	1599	512	1333	-821	-33.93%	2,419	14	76%	9	157	45%	15%	4%	12%	25	7	
305 S	T(21)	88	0	88	0%	2	0	2	1244	0	1244	286	152	134	12.07%	1,110	14	74%	0	0	61%	61%	11%	11%	10	4	
		313	2	315	100%	15	17	-2	5177	25	5202	1677	2164	-487	-8.56%	5,700	17	66%	8	249	69%	33%	6%	11%	50	11	




District Health Assessment for Multiple District 306 through June 2025

District Name	Status/ Number of Months in Status *	Clubs						Membership								Member Strength		Cancellation		Reports			Finance	Leadership			
		Active Clubs	Clubs in Status Quo	Total Clubs	% Status Quo Clubs in Financial Suspension	New Clubs	Cancelled Clubs	YTD Net Club Gain/Loss	Current Members In Active Clubs	Current Members In Status Quo Clubs	Current Total Members Count	YTD Add	YTD Drop	YTD NetGrowth (includes Active and Status Quo)	YTD NetGrowth% (includes Active and Status Quo)	Member Count 12 Months Ago	Average Member Count Per Club	% of Clubs with less than 20 members	Average Cancelled Club Age	Members Lost Due to Cancelled Clubs	% of Clubs Reporting Service	% No MMR in 3 Months	% No Officer Report in 12 months	% of Clubs with balance 90+ days	Number of Zone Chairs Recorded	Number of Region Chairs Recorded	District Officers Vacancies **
306 A1		70	1	71	100%	9	7	2	1596	249	1845	543	446	97	5.55%	1,749	23	42%	9	111	96%	20%	3%	11%	0	8	
306 A2		115	1	116	100%	12	6	6	2900	15	2915	1067	733	334	12.94%	2,581	25	39%	9	70	98%	15%	2%	20%	27	12	
306 B1		119	0	119	0%	11	4	7	3473	0	3473	1153	790	363	11.67%	3,110	29	24%	1	130	100%	20%	0%	10%	30	15	
306 B2		135	1	136	100%	5	23	-18	3716	0	3716	962	1586	-624	-14.38%	4,337	28	40%	6	553	97%	10%	2%	10%	1	0	GMT
306 C1		119	4	123	100%	7	28	-21	2789	93	2883	738	1312	-574	-16.60%	3,464	23	42%	6	503	96%	21%	1%	19%	31	15	2nd VDG,GLT
306 C2		103	1	104	100%	11	10	1	2627	20	2647	1033	1027	6	0.23%	2,619	26	36%	7	457	90%	18%	3%	18%	30	12	
		661	8	669	100%	55	78	-23	17101	377	17479	5496	5894	-398	-2.23%	17,860	26	37%	6	1,824	96%	17%	2%	15%	119	62	




District Health Assessment for Multiple District 315 through June 2025

		Clubs							Membership							Member Strength		Cancellation		Reports			Finance	Leadership			
District Name	Status/ Number of Months in Status *	Active Clubs	Clubs in Status Quo	Total Clubs	% Status Quo Clubs in Financial Suspension	New Clubs	Cancelled Clubs	YTD Net Club Gain/Loss	Current Members In Active Clubs	Current Members In Status Quo Clubs	Current Total Members Count	YTD Add	YTD Drop	YTD NetGrowth (includes Active and Status Quo)	YTD NetGrowth% (includes Active and Status Quo)	Member Count 12 Months Ago	Average Member Count Per Club	% of Clubs with less than 20 members	Average Cancelled Club Age	Members Lost Due to Cancelled Clubs	% of Clubs Reporting Service	% No MMR in 3 Months	% No Officer Report in 12 months	% of Clubs with balance 90+ days	Number of Zone Chairs Recorded	Number of Region Chairs Recorded	District Officers Vacancies **
315A1	T(20)	133	1	134	100%	14	43	-29	2370	21	2391	1184	2681	-1497	-38.50%	3,888	18	61%	5	1,948	31%	22%	7%	4%	38	18	GMT
315A2		115	0	115	0%	25	5	20	2913	0	2913	1470	1941	-471	-13.92%	3,381	25	44%	10	569	64%	15%	2%	1%	18	10	
315A3		38	0	38	0%	4	9	-5	914	0	914	193	530	-337	-26.94%	1,251	24	32%	10	430	11%	71%	21%	37%	0	0	GMT
315B1		183	0	183	0%	53	3	50	5056	0	5056	2443	988	1455	40.41%	3,601	28	25%	5	240	40%	30%	4%	0%	30	14	GST
315B2		199	1	200	0%	55	7	48	4803	20	4823	1286	533	753	18.50%	4,079	24	34%	4	150	32%	13%	1%	1%	30	19	1st VDG,2nd VDG
315B3		108	2	110	100%	29	17	12	2119	141	2262	943	1019	-76	-3.25%	2,362	20	46%	4	380	20%	30%	5%	5%	11	14	GST
315B4		111	0	111	0%	17	4	13	3491	0	3491	793	461	332	10.51%	3,158	31	26%	7	78	57%	26%	4%	0%	24	13	
		887	4	891	75%	197	88	109	21666	182	21850	8312	8153	159	0.73%	21,720	25	38%	6	3,795	38%	24%	4%	3%	151	88	




District Health Assessment for Multiple District 325 through June 2025

	Status/ Number of Months in Status *	Clubs							Membership							Member Strength		Cancellation		Reports			Finance		Leadership		
		Active Clubs	Clubs in Status Quo	Total Clubs	% Status Quo Clubs in Financial Suspension	New Clubs	Cancelled Clubs	YTD Net Club Gain/ Loss	Current Members In Active Clubs	Current Members In Status Quo Clubs	Current Total Members Count	YTD Add	YTD Drop	YTD NetGrowth (includes Active and Status Quo)	YTD NetGrowth% (includes Active and Status Quo)	Member Count 12 Months Ago	Average Member Count Per Club	% of Clubs with less than 20 members	Average Cancelled Club Age	Members Lost Due to Cancelled Clubs	% of Clubs Reporting Service	% No MMR in 3 Months	% No Officer Report in 12 months	% of Clubs with balance 90+ days	Number of Zone Chairs Recorded	Number of Region Chairs Recorded	District Officers Vacancies **
325 C		153	0	153	0%	11	6	5	3060	0	3060	725	581	144	4.94%	2,916	20	50%	5	78	67%	27%	3%	4%	35	17	
325 D		67	0	67	0%	7	13	-6	1510	0	1510	359	660	-301	-16.62%	1,816	23	34%	9	281	100%	36%	0%	3%	16	8	
325 E		133	1	134	100%	49	18	31	1957	5	1962	1802	1645	157	8.70%	1,811	15	69%	3	297	42%	25%	2%	7%	22	11	
325 F		105	1	106	100%	8	12	-4	2036	21	2057	533	1042	-509	-19.84%	2,566	19	49%	5	306	99%	24%	0%	4%	29	14	
325 G		168	1	169	100%	48	10	38	3032	1	3033	1773	1525	248	8.90%	2,786	18	60%	3	223	40%	24%	4%	2%	34	18	
325 H		113	0	113	0%	12	14	-2	2227	0	2227	557	939	-382	-14.64%	2,609	20	53%	4	276	42%	27%	5%	0%	32	14	
325 I		243	0	243	0%	65	15	50	4584	0	4584	1901	1608	293	6.83%	4,291	19	50%	2	285	84%	16%	0%	2%	50	23	
325 J		132	0	132	0%	32	4	28	2967	0	2967	1092	530	562	23.37%	2,386	22	30%	3	74	73%	28%	1%	8%	37	18	
325 K		152	1	153	100%	14	13	1	3453	7	3460	882	834	48	1.41%	3,412	23	31%	3	185	87%	26%	0%	5%	46	22	
325 L		107	0	107	0%	14	10	4	2219	0	2219	599	740	-141	-5.97%	2,361	21	44%	4	161	77%	24%	2%	14%	35	17	
325 M		143	0	143	0%	17	11	6	3317	0	3318	938	929	9	0.27%	3,323	23	38%	4	227	92%	34%	1%	15%	0	0	GMT
325 N		115	0	115	0%	10	16	-6	1969	0	1969	414	802	-388	-16.46%	2,357	17	65%	4	292	53%	16%	4%	9%	34	16	
325 P		145	0	145	0%	14	17	-3	3162	0	3162	643	699	-56	-1.74%	3,214	22	41%	4	218	92%	36%	0%	3%	37	17	
325 R		168	0	168	0%	16	8	8	3714	0	3714	1049	890	159	4.47%	3,557	22	35%	4	125	85%	8%	1%	2%	41	18	
325 S		130	0	130	0%	15	7	8	1788	0	1788	925	872	53	3.05%	1,734	14	74%	6	135	43%	28%	1%	3%	32	16	GMT,GST
		2074	4	2078	100%	332	174	158	40995	34	41030	14192	14296	-104	-0.25%	41,139	20	48%	4	3,163	71%	24%	2%	5%	480	229	



District Health Assessment for Multiple District 325 through June 2025

		Clubs							Membership							Member Strength		Cancellation		Reports			Finance	Leadership			
District Name	Status/ Number of Months in Status *	Active Clubs	Clubs in Status Quo	Total Clubs	% Status Quo Clubs in Financial Suspension	New Clubs	Cancelled Clubs	YTD Net Club Gain/Loss	Current Members In Active Clubs	Current Members In Status Quo Clubs	Current Total Members Count	YTD Add	YTD Drop	YTD NetGrowth (includes Active and Status Quo)	YTD NetGrowth% (includes Active and Status Quo)	Member Count 12 Months Ago	Average Member Count Per Club	% of Clubs with less than 20 members	Average Cancelled Club Age	Members Lost Due to Cancelled Clubs	% of Clubs Reporting Service	% No MMR in 3 Months	% No Officer Report in 12 months	% of Clubs with balance 90+ days	Number of Zone Chairs Recorded	Number of Region Chairs Recorded	District Officers Vacancies **
351		126	0	126	0%	8	2	6	2169	0	2169	530	412	118	5.75%	2,044	17	63%	15	23	92%	23%	1%	0%	35	16	2nd VDG
		126	0	126	0%	8	2	6	2169	0	2169	530	412	118	5.75%	2,044	17	63%	15	23	92%	23%	1%	0%	35	16	




District Health Assessment for Ident 5791 - BAHRAIN - UND through June 2025

Status/ District Name of Months in Status *		Clubs							Membership							Member Strength		Cancellation		Reports			Finance	Leadership			
		Active Clubs	Clubs in Status Quo	Total Clubs	% Status Quo Clubs in Financial Suspension	New Clubs	Cancelled Clubs	YTD Net Club Gain/ Loss	Current Members In Active Clubs	Current Members In Status Quo Clubs	Current Total Members Count	YTD Add	YTD Drop	YTD NetGrowth (includes Active and Status Quo)	YTD NetGrowth% (includes Active and Status Quo)	Member Count 12 Months Ago	Average Member Count Per Club	% of Clubs with less than 20 members	Average Cancelled Club Age	Members Lost Due to Cancelled Clubs	% of Clubs Reporting Service	% No MMR in 3 Months	% No Officer Report in 12 months	% of Clubs with balance 90+ days	Number of Zone Chairs Recorded	Number of Region Chairs Recorded	District Officers Vacancies **
Ident 5791 - BAHRAIN		2	0	2	0%	0	1	-1	39	0	39	0	27	-27	-40.91%	66	20	50%	47	23	0%	100%	0%	0%	0	0	
		2	0	2	0%	0	1	-1	39	0	39	0	27	-27	-40.91%	66	20	50%	47	23	0%	100%	0%	0%	0	0	



District Health Assessment for Ident 5943 - UNITED ARAB EMIRATES - UND through June 2025

<div></div> <div>Status/ District Name of Months in Status *</div>		Clubs							Membership							Member Strength		Cancellation		Reports			Finance	Leadership			
		Active Clubs	Clubs in Status Quo	Total Clubs	% Status Quo Clubs in Financial Suspension	New Clubs	Cancelled Clubs	YTD Net Club Gain/ Loss	Current Members In Active Clubs	Current Members In Status Quo Clubs	Current Total Members Count	YTD Add	YTD Drop	YTD NetGrowth (includes Active and Status Quo)	YTD NetGrowth% (includes Active and Status Quo)	Member Count 12 Months Ago	Average Member Count Per Club	% of Clubs with less than 20 members	Average Cancelled Club Age	Members Lost Due to Cancelled Clubs	% of Clubs Reporting Service	% No MMR in 3 Months	% No Officer Report in 12 months	% of Clubs with balance 90+ days	Number of Zone Chairs Recorded	Number of Region Chairs Recorded	District Officers Vacancies **
Ident 5943 - UNITED ARAB EMIRATES		14	0	14	0%	1	0	1	351	0	351	49	43	6	1.74%	345	25	36%	0	0	64%	7%	0%	7%	0	0	
		14	0	14	0%	1	0	1	351	0	351	49	43	6	1.74%	345	25	36%	0	0	64%	7%	0%	7%	0	0	

* - District Status: P - Provisional, T - Transitional.

** - District Officers Vacancies: DG - District Governor, 1st VDG - First Vice District Governor, 2nd VDG - Second Vice District Governor.